

East Tennessee's Place in History

TEACHER CURRICULUM KIT



EAST
TENNESSEE
HISTORICAL
SOCIETY

comcast®

www.teachTNhistory.org



www.eastTNhistory.org

East Tennessee's Place in History

TEACHER CURRICULUM KIT



Financial Support

East Tennessee's Place in History: Teacher Curriculum Kit is funded through a grant from the **Comcast Foundation** in recognition of Comcast's commitment to the communities where its customers and employees live and work. Since its founding in 1999, the Comcast Foundation has distributed more than \$65 million in cash support of programs implemented locally in Comcast communities.



Developed by



East Tennessee Historical Society
P.O. Box 1629
Knoxville, Tennessee 37901
865-215-8824 | www.eastTNhistory.org

For interpretive use with



Museum of East Tennessee History
601 South Gay Street
Knoxville, Tennessee 37902
865-215-8830 | www.eastTNhistory.org
www.teachTNhistory.org

Contact



Lisa Oakley, Curator of Education
865-215-8824 main | 865-215-8828 direct
oakley@eastTNhistory.org
education@eastTNhistory.org



EAST TENNESSEE HISTORICAL SOCIETY

East Tennessee's Place in History: Teacher Curriculum Kit is an outreach component of the East Tennessee Historical Society's educational programming. ETHS is a 501(c)(3) non-profit organization dedicated to the preservation, promotion, and interpretation of the region's history.

© 2016 East Tennessee Historical Society. All rights reserved.

East Tennessee's Place in History

TEACHER CURRICULUM KIT



www.teachTNhistory.org



www.eastTNhistory.org

Table of Contents

Letter from the Director	3
Introduction	5
teachTNhistory.org	7
Visiting the Museum	9
Scheduling Your Visit	10
Program Descriptions	10
Parent Letter	13
Become a Member	15
Activity Cards	
Standards Correlation and Answer Key	17
Sample Activity Card	21
Activity Cards 1-38	<i>enclosed</i>



EAST TENNESSEE HISTORICAL SOCIETY
Making history personal

Dear Tennessee Educators:

The East Tennessee Historical Society (ETHS) works hard to fulfill its mission to “preserve, interpret and promote the history of Tennessee, focusing on East Tennessee, in order to educate and connect the region, its people, history, culture and heritage.” In this effort, two important audiences are served—East Tennessee teachers and students.

For teachers, ETHS offers workshops and institutes throughout the year and assists in professional development at the school and district levels. For students, ETHS offers classroom outreach programs and interactive museum tours, as well as coordinates the East Tennessee district competition of Tennessee History Day, the state affiliate of the National History Day program.

As an extension of the above offerings, ETHS applied for and received a grant from the **Comcast Foundation** to develop this *East Tennessee’s Place in History: Teacher Curriculum Kit*. The materials provided in the kit will allow teachers to integrate East Tennessee history into the social studies curriculum, thus correlating the local and national stories in a beneficial way.

The kit is designed to address the social studies and language arts curriculum. Literacy is critical for not only understanding who we are and where we come from, but for communicating that understanding to others. ETHS believes strongly in the power of “Making History Personal,” and we look forward to sharing this power with you and your students.



We also hope you will use these materials to prepare pre/post-visit activities for your students in conjunction with a visit to the Museum of East Tennessee History or for a classroom outreach program. All museum programs are student-driven, interactive, primary source rich, and curriculum-based.

Please contact us if you have any questions or suggestions regarding this kit or if you would like to learn more about bringing your students to the museum or the museum to them.

Enjoy learning about and sharing *East Tennessee’s Place in History!*

Sincerely,

Cherel B. Henderson, Director
East Tennessee Historical Society

East Tennessee's Place in History




INTRODUCTION






Courtesy of Don MacDonald

Overview

The goals for the *East Tennessee's Place in History: Teacher Curriculum Kit* and the supplemental teacher resource website www.teachTNhistory.org are to:

-  provide teachers with what they need to integrate East Tennessee history into the Tennessee social studies and language arts curriculum as taught in their classrooms;
-  create an understanding of and appreciation for local history in students while bolstering student literacy; and
-  provide pre-post visit information and activities for student visits to the Museum of East Tennessee History and for classroom outreach programs.

The objectives to meet these goals are to have a curriculum kit and website that will:

-  provide content and supplemental reference resources on East Tennessee history relevant to the eras and standards of the Tennessee social studies curriculum and to the Museum of East Tennessee History's exhibits and educational programs;
-  provide curriculum-correlated lesson and activity suggestions which integrate East Tennessee history into the Tennessee social studies and language arts curriculum in a creative and interactive manner;
-  provide pre/post visit materials for planned visits to the Museum of East Tennessee History or for a classroom outreach program.

► Using the Curriculum Kit

This kit and www.teachTNhistory.org are intended to be functional and versatile. Please use them in whatever way they assist you most, and let us know if there is anything you would suggest changing or if you have developed new ideas while using the materials.

We are also interested in seeing and sharing student work based on "best practices" which come from the materials.

We encourage you to share new ideas, lessons, and student work with other teachers and students through www.teachTNhistory.org.

Please contact Lisa Oakley for information on how to share: oakley@eastTNhistory.org or 865-215-8828.

► Contents

This curriculum kit features general resources including:

- Information on visiting the Museum of East Tennessee History and/or having outreach programs brought to the classroom;
- A letter with free admission coupon to share with students and families;
- Standards correlation and answer key for primary source activity cards; and
- Rich supplemental curriculum content and primary/secondary classroom resources at www.teachTNhistory.org.



TEACH TENNESSEE HISTORY

EAST TENNESSEE HISTORICAL SOCIETY



Google™ Custom Search



[User Guide](#)

[Curriculum Materials by Historical Era](#)

[Teacher Tools](#)

[County History](#)

[ETHS Selected Publications](#)

Provides a brief overview of the materials available on the website

Provides teachers with **standards-based** teaching materials ready to use in the classroom. Each standard specific teacher packet includes a short **content essay**, **differentiated guided reading activities**, and **related primary sources**. Packets can be downloaded as PDFs or in Word for easy adaptation.

Members of the "Clinton 12" wait for the Anderson County Courthouse in Clinton High School.

Upcoming Teacher Workshops

[Click here](#) to find the current teacher workshops being offered by the East Tennessee Historical Society

Welcome Tennessee Teachers and Students!

Short histories of East Tennessee counties with new curriculum resources coming soon

Provides teachers with tools for building lessons around **primary sources**

Articles from ETHS publications organized by historical era. The articles are great for building background knowledge.



Welcome Tennessee teachers and students to the East Tennessee Historical Society's (ETHS) revised education resource website for teaching American, Tennessee, and East Tennessee History. All three areas of history are listed because this site contains valuable content and primary/secondary sources to address just about any American history topic. Future additions and revisions to the site will feature ties to the Tennessee and East Tennessee strands in the curriculum.

Visiting the Museum

SCHEDULE YOUR VISIT



Visiting the Museum or Inviting the Museum to You

Founded in 1834, the East Tennessee Historical Society is dedicated to preserving, interpreting, and promoting the region's history and culture. The society's Museum of East Tennessee History is located in the East Tennessee History Center at 601 South Gay Street in downtown Knoxville.

The educational programs offered by the museum introduce students of all ages to East Tennessee's history in fun, hands-on, and interactive ways that correlate with the Tennessee social studies and language arts curriculum. (Please see next page for detailed program descriptions).

Can't come to the museum? Let us bring the museum to you. All of the programs described are available for classroom outreach, with the exception of the *Voices of the Land* gallery program. The cost for outreach programs follows the same guidelines listed on the next page.



Scheduling a Visit to the Museum or an Outreach Program for the Classroom

Please contact Lisa Oakley, curator of education, to discuss details about museum visits and to schedule visit dates: 865-215-8828 or oakley@eastTNhistory.org.

To learn more about planning your visit, you can also visit the Education page on www.eastTNhistory.org.

► ETHS Online

Visit our website at www.eastTNhistory.org to find information on education programs, National History Day, teacher workshops, and links to useful resources for teachers and students.

Teacher curriculum content and resources can be found at www.teachTNhistory.org.

► Scheduling Your Visit

When: Education programs can be scheduled Monday through Friday between 9 a.m. and 3 p.m. Please allow 1.5-2 hours for the visit.

Group Size: To provide students with the optimum experience, museum programs are limited to 100 students per session. Groups of more than 100 students can choose to divide the class into two groups (sessions) on the same day, and include an additional museum, between which the two groups can alternate. Visits on two different days are another option. Outreach programs are limited to four sessions per day (number of classes per session can vary).

Cost: The cost of the program is \$3.00 per student. Students who qualify for free and reduced lunch are free. One adult per 10 children is free. Additional chaperones are \$3.00. Program fees are paid upon arrival at the museum or can be invoiced through prior arrangements.

Lunch: The East Tennessee History Center is conveniently located next to Krutch Park, which is often used for picnic-style lunches. Market Square is one block away and provides numerous lunch options as well. Guaranteed lunch facilities are not available in the History Center; however, we do our best to accommodate bag lunches when inclement weather interferes with outside plans. Please contact us if you need to discuss lunch space further.

Museum Shop: The Museum Shop is open for school groups; however, you will need to add an additional 30 minutes to your visit. Please notify us of plans ahead of time. All shopping will take place after the programming has finished. We ask that students shop in small groups with a chaperone to avoid over-crowding. *See some great resources?* Teachers are eligible for a 15% discount in our Museum Shop!

Risk Assessment: We have prepared a risk assessment per the Knox County Schools requirements. To access this document please follow the link on our website to the ETHS Risk Assessment or contact us and we can send one to you.

Location and Parking: The East Tennessee History Center is located at 601 South Gay Street, at the corner of Gay Street and Clinch Avenue, directly across from the Tennessee Theatre. Bus unloading and parking for one school bus is available in the 300 block of Clinch Avenue, across from the building beside Krutch Park. This space is also used by Knox Area Transit and space must be provided for the trolley to load/unload. At times, city vehicles are parked within this area, so parking cannot be guaranteed. Individual drivers can park in the public Market Square or State Street parking garages.

Program Descriptions



Voices of the Land: The People of East Tennessee—Signature Gallery Program*

Through this signature exhibit, students will explore more than three centuries of life in East Tennessee. They will experience the exhibit through identifying and answering questions about key images and artifacts that will take them from frontier life through statehood, the Civil War, post-war industrial growth, into the modern era of TVA, Oak Ridge, and tourism in East Tennessee. The gallery program can be adapted to focus on specific areas within your grade's curriculum standards.

*This museum program is included in every visit.



Discovery Boxes: Exploring Early Tennessee's People, Culture, and Trade

The Discovery Boxes program is designed particularly for intermediate grades (3-5) but can be adapted for primary grades. By working together in small groups, students examine each boxed collection of artifacts and work together to discover the identity of a character from the frontier period in East Tennessee's history. The boxes contain artifacts related to individuals such as a slave, a farmer, a long hunter, a Cherokee woman, an educated man (lawyer, writer, etc.), a blacksmith, a farmer's wife, a farmer's child, and a trader.



In Their Own Words—Slavery in East Tennessee

Students become historians through evaluating authentic primary source documents from the Knox County Archives to discover this "hidden" past and slavery in the region. Names, ages, values, manumission dates and laws that governed the period are discovered and discussed. By the end of the program, students have developed a new awareness of East Tennessee's Antebellum African-American history.



Objects Over Time (Museum or Outreach)

In this program, students are given an unusual collection of objects and "read" them for answers to questions such as: what is it made of, how was it made, what is its function, and, ultimately, when was it used? The students are then asked to place the object within a tabletop timeline based on clues gathered, with the museum educator guiding them through historical, social, economic, and industrial changes over time. The finished product represents a student-developed artifact timeline chronicling three centuries of Tennessee and American history. This program is designed for students in grades 4-8 (and up).



Brother Against Brother (Museum *or* Outreach)

East Tennesseans were fiercely divided over the Civil War. Although strongly Unionist, the region also contained a large pro-secession minority. Politicians stumped the towns and communities, determined to persuade people to their side. With a fast moving script based on primary sources, students engage in an 1861 debate set in East Tennessee. Students role-play actual Union vs. Secession leaders, and by taking their own popular vote, determine how the crowd was swayed.



Everyday Expressions (Outreach *only*)

In one of our most requested outreach programs, students will explore the ways in which European, African, and Cherokee cultures blended to create the food ways and styles of early 19th century Tennessee. Students will understand how today's culture is rooted in the traditions of the groups who settled the state. The importance of trade is also discussed. Hands-on items, such as cooking implements, utensils, and examples of foods, are brought into the classroom, as well as reproduction clothing and accessories.



Huzzah! (Museum *or* Outreach)

Students will learn about the state's role in the Revolutionary War through this reader's theater activity that focuses on the Reverend Samuel Doak's stirring speech/sermon to the Overmountain Men as they gathered prior to the march to the Battle of Kings Mountain. The settings of Fort Watauga and Sycamore Shoals and characters such as John Sevier are featured.

► **Parent Letter (*next page*)**

Encourage students to return to the Museum of East Tennessee History and be the museum guide for friends and/or family (perhaps for extra credit)! The enclosed parent letter includes a coupon for free family admission (two adults and children under 16). Make as many copies as necessary.

► **Become a Member! (*brochure enclosed*)**

Join today at the student rate! There is no better way to learn more about the East Tennessee Historical Society's programs and events, as well as to support our educational efforts. Take a look at the enclosed ETHS membership brochure for more details about membership benefits (including free museum admission).



EAST TENNESSEE HISTORICAL SOCIETY
Making history personal

Dear Parents and Friends:

The Museum of East Tennessee History at the East Tennessee History Center in downtown Knoxville is a great place to come and learn about our region's past through exhibits and exciting hands-on programs.

The Comcast Foundation actively supports the museum through funding teacher materials which make field trips engaging and educationally successful for students who visit the museum. Through Comcast's support, your local school's teachers received curriculum materials to prepare their students to visit the museum or to supplement their classroom social studies curriculum. Please ask your child or friend about their visit and about something new they might have learned about East Tennessee's great history.

We would like to invite you and your child or friend to visit the museum so they can show you what a wonderful treasure it is! We are open free on Sundays from 1-5 p.m., however you can use the coupon below for one free visit for your immediate family of two adults and children.

Please come and see us. If you have any questions, please check out our website at www.eastTNhistory.org or call 865-215-8830 between 9 a.m. and 4 p.m. on weekdays, 10 a.m. and 4 p.m. on Saturdays, or 1 and 5 p.m. on Sundays.

Sincerely,

Lisa Oakley

Lisa Oakley
Curator of Education

**ADMIT
ONE FAMILY**

(Two Adults & Children Under 16)

Located in the East Tennessee History Center, 601 South Gay Street, downtown Knoxville, across from the Tennessee Theatre

Hours: MON-FRI 9 a.m. to 4 p.m. | SAT 10 a.m. to 4 p.m. | SUN 1 p.m. to 5 p.m.

865-215-8830

www.eastTNhistory.org Courtesy of **Comcast**



MUSEUM of EAST TENNESSEE HISTORY



Making History Personal



Bringing Our History To Life

Founded in 1834, the East Tennessee Historical Society collects our region's history and shares it with the public through a museum, traveling exhibits, publications, lectures, conferences, genealogy programs, and heritage projects, such as *First Families of Tennessee* and *Civil War Families of Tennessee*.

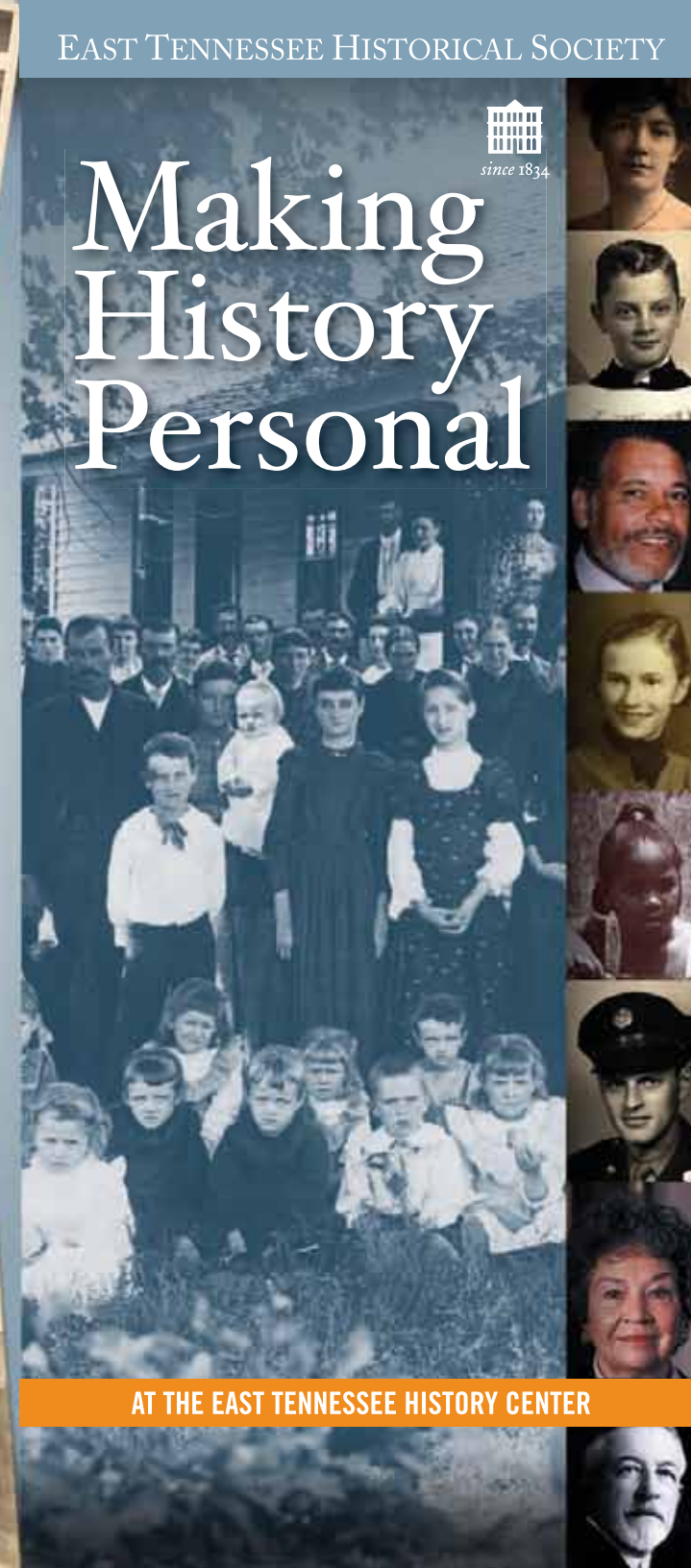
ETHS is also preparing teachers and students to apply the lessons of history to a changing world. Our award-winning educational programs, such as an annual teachers history institute, kids history camps, and East Tennessee District National History Day, enhance Tennessee history education and meet state curriculum guidelines.

The East Tennessee Historical Society is located in the East Tennessee History Center in downtown Knoxville, where you will also find other great history resources and attractions, including the Museum of East Tennessee History, the Calvin M. McClung Historical Collection, and the Knox County Archives.

EAST TENNESSEE HISTORICAL SOCIETY
 601 S. Gay Street • Knoxville, TN 37902
 (865) 215-8830 • www.EastTNHistory.org

"Make no mistake. The East Tennessee Historical Society is a leader in the field of state and local history, known across the nation for its exemplary work."

— Terry L. Davis, Executive Director,
 American Association for State and Local History



AT THE EAST TENNESSEE HISTORY CENTER

Yes, I want to be a part of East Tennessee's history by joining the East Tennessee Historical Society.

Donation Options:

- Individual \$35
- Family \$45
- Contributing \$75
- Sustaining \$125
- Patrons Circle \$250
- Benefactors Circle \$500
- Grand Benefactors Circle \$1,000
- Founders Circle \$2,500
- Student \$25

Teachers join at the student rate!

Benefits of Membership

A shared heritage and a sense of history are priceless gifts for ourselves and for generations to come. Join the East Tennessee Historical Society and become a part of one of the most active and fastest growing historical organizations in the Southeast. ETHS membership benefits include:

- Free admission to the Museum of East Tennessee History, including the signature exhibition *Voices of the Land: The People of East Tennessee* and regularly changing exhibits
- *Tennessee Ancestors*, a tri-annual genealogy magazine
- *Journal of East Tennessee History*, published annually and featuring articles and documents relating to Tennessee history
- *Newsline*, a newsletter featuring historical activities across the region
- E-news Bulletins, monthly e-mail reminders about upcoming programs and events
- Discounts on books, gift items, special conferences, and tours
- Programs and lectures exploring various topics—previous speakers have included author David McCullough, Civil War historian James McPherson, David and Julie Nixon Eisenhower, former Senator Howard H. Baker, Jr., and author Sharyn McCrumb
- Invitations to special events and receptions

An increase in your support equals an increase in our efforts to preserve and share this region's unique history. As a private, non-profit organization, ETHS depends solely on membership, contributions, and grants for funding.

- I've enclosed a check or money order payable to the East Tennessee Historical Society.
- Charge to: Visa Mastercard

Acct # _____ - _____ - _____ - _____

Expiration Date _____ V code _____

Name on credit card _____

Signature _____

Please PRINT the following information:

Name _____
(as you would like it to appear in membership listing and mailing labels)

Mailing Address _____

City _____ State _____ Zip _____

Phone _____

E-Mail _____

Return to: P.O. Box 1629, Knoxville, TN 37901 or e-mail: ETHS@EastTNHistory.org

TAX INFORMATION:

ETHS has determined the value of benefits received by members to be \$20 annually; dues payments in excess of that amount are considered tax deductible under regulations of the Internal Revenue Service.



Activity Cards

STANDARDS CORRELATION AND ANSWER KEY



Card Number 1 *Standard: 4.2*

1. women
2. to store food and other small items
3. clothing, shelter or tools

Card Number 2 *Standards: 4.2, 4.4, 4.10*

1. English traders
2. decoration or trade
3. deerskins or other animal skins
4. 250 years

Card Number 3 *Standards: 4.10, 4.22, 8.19*

1. French and Indian War
2. friend or people who work together
3. 206 years

Card Number 4 *Standards: 4.36, 4.48, 8.26*

1. wood and metal
2. trains, trucks, boats, or airplanes
3. people walked or rode horses

Card Number 5 *Standards: 4.45, 8.26*

1. surveyor—a person who measures and records details of land
2. yes, math and drawing
3. no, few people were educated

Card Number 6 *Standards: 4.34, 8.26*

1. mothers, wives, and political leaders
2. *answers will vary*
3. wanted to avoid bloodshed

Card Number 7 *Standards: 4.38, 8.30*

1. John Sevier
2. 100 years
3. *capital*—city; *capitol*—building that houses government

Card Number 8 *Standards: 4.30, 4.38, 4.45, 8.30, 8.39*

1. Benjamin Franklin
2. Governor of State of Franklin, 1st Governor of Tennessee, and elected to Congress

Card Number 9 *Standards: 4.51, 8.43*

1. *answers will vary*; to inspire men or remind them of home; regroup on battlefield
2. *answers will vary*

Card Number 10 *Standards: 4.54, 8.56*

1. Cherokee syllabary
2. Sequoyah created the syllabary

Card Number 11 *Standards: 4.56, 8.55, 8.57*

1. probably not
2. hunted deer and other game
3. changed from leather clothing to cotton or wool clothing

Card Number 12 *Standards: 4.62, 8.59*

1. 17 years old
2. *answers will vary*
3. gun and horse
4. Crockett's popular image was as a frontiersman

Card Number 13 *Standard: 4.53*

1. walked or rode a horse
2. A student could work ahead or catch up on information he might have missed.
3. farm chores such as milking cows, gathering eggs or working in a garden

Card Number 14 *Standards: 4.61, 8.71*

1. carpenters, blacksmiths, brick masons, or servants
2. cared for livestock and tended crops
3. couldn't gather in large groups, drink alcohol or learn to read

Card Number 15 *Standards: 4.61, 4.65, 8.71*

1. selected his name to show his independence
2. East Tennessee
3. 33 years old

Card Number 16 *Standards: 5.6, 8.75*

1. Railroads were used to transport soldiers and supplies.
2. Loss of railroads would have made it difficult for the Confederacy to supply armies or move troops.

Card Number 17 *Standards: 5.6, 8.75*

1. to recognize her loyalty to the Union and her courage to stand up to the Confederates
2. The eagle is a symbol of the United States.

Card Number 18 *Standards: 5.11, 5.12, 8.77, 8.80*

1. It is hard for attackers to fight their way up a mountain's steep terrain.
2. If Grant could capture Lookout Mountain, he could control Chattanooga.
3. to commemorate their achievement in capturing Lookout Mountain

Card Number 19 *Standards: 5.14, 8.75*

1. farm work and worked in stores
2. ride a horse, handle weapons and know the local terrain

Card Number 20 *Standards: 5.6, 8.75*

1. no, the war also affected people at home
2. *homefront*—civilian population and activities of a nation

Card Number 21 *Standards: 5.6, 8.75*

1. secession
2. Maynard lost his property and his family had to flee the state.

Card Number 22 *Standards 5.11, 5.14, 8.80*

1. 942 men
2. The flag was carried in many fierce battles.

Card Number *Standards: 5.15, 8.83*

1. Greeneville
2. Many people wanted to punish the Confederates for starting the war.

Card Number 24 *Standards: 5.27, 8.87*

1. stores, railroads, mines and factories
2. yes, such as timber, coal and iron ore

Card Number 25 *Standards: 5.23, 8.86*

1. to hide their identities
2. *answers will vary*; to make people think of ghosts

Card Number 26 *Standards: 5.27*

1. cars, trucks or airplanes
2. *answers will vary*
3. mountains and plateaus

Card Number 27 *Standards: 5.27, US 14*

1. The letters were a last message to loved ones.
2. yes, but the mines were their only choice for work
3. Children could fit into small spaces.

Card Number 28 *Standards: 5.27, US 14*

1. *answers will vary*; up to 10 family members
2. attach another "set off" house like a adding a car to a train
3. lumber

Card Number 29 *Standards: 5.27, US 14*

1. sun
2. Machines could amputate fingers and cotton lint filled the lungs.
3. train

Card Number 30 *Standards: 5.27, US 1*

1. chemicals, window glass, fancy goods and perfume
2. probably by train

Card Number 31 *Standards: 5.44, US 28*

1. Hunting made York an excellent sharpshooter.
2. captured 132 Germans; awarded the Medal of Honor
3. At first York was reluctant to fight, but became a war hero.

Card Number 32 *Standards: 5.46, US 18*

1. Women were not considered equal to men.
2. to discourage foolish changes

Card Number 33 *Standards: 5.47, US 44*

1. violin
2. probably a costume because ties were not usual worn
3. bow

Card Number 34 *Standards: 5.50, US 49*

1. encourage tourism
2. sad or angry

Card Number 35 *Standards: US 51*

1. in an icebox or spring house
2. light switch on the wall, refrigerator and stove
3. made housework faster and easier

Card Number 36 *Standards: US 32*

1. to show off the car
2. *answers will vary*
3. *answers will vary*

Card Number 37 *Standards: 5.65, US 92*

1. restaurants, hospitals and public transportation
2. Teens, 14-18
3. brave, determined

Card Number 38 *Standards: 5.59, US 68*

1. Oak Ridge was involved in the project to product first nuclear bomb.
2. *answers will vary*; as many as 70,000 during wartime produced enriched uranium for the first atomic bomb

► **Looking for lesson activities?**

Lesson activities for the following Activity Cards can be found online at www.teachTNhistory.org.

This section of the card features an artifact from the Museum of East Tennessee History.



This section asks students to make observations about the artifact.

CHEROKEE WORK BASKET, C. 1830

The Cherokee were skilled basket makers, passing their skills from generation to generation. This work basket was made before the Trail of Tears. The Cherokee used natural materials, and before the Europeans came, they made everything they used from natural materials.

This section provides a general overview of the artifact and historical context.

What Do You See?

Look closely at the basket. It is made from river cane, a plant that grew along the river. Sometimes the Cherokee used different plant materials to make baskets. This basket came from blackberry cane.

This section asks students to combine their observations about the artifact, historical context, and background information to answer questions. Answers may be found in the **Standards Correlation and Answer Key, page 17.**


Think More About It!

- 1.) Who do you think did make this basket?
- 2.) Look at the small images. How do you think the Cherokee use these baskets?
- 3.) What other useful things could the Cherokee have made from natural materials?

Journal It!

Imagine the women working in the gardens, or along the river. Write a short journal entry about while they worked. What did they see? What people, such as traders, who came by?

This section asks students to reflect on their learning to produce a short journal entry.



Students are provided additional images and/or quotes for historical context.

Cherokee ball play—one town plays against another for two days for wagers, ponies, guns, clothing, money... hundreds engaged in this exciting game. The day previous, scratch their arms & thighs to make them bleed freely to render them supple.

—JAMES BELL
DRAPER MANUSCRIPT COLLECTION



Left: *Sawāni'gi, A Cherokee Ball Player*
From James Mooney, *History, Myths, and Sacred Formulas of the Cherokees*
Courtesy of the Calvin M. McClung Historical Collection, Knox County Public Library

Front, artifact: Cherokee work basket
Purchase made possible by a grant from Knox County, Tennessee

Front, image: Special recognition is extended to the Frank H. McClung Museum at the University of Tennessee and its permanent exhibition, *Archaeology and the Native Peoples of Tennessee*, from which this image of native peoples working is borrowed.

The back of the activity cards contain additional quotes and/or images. Many cards have a glossary that defines the **bold terms** in the overview.